


CHESNEY'S

SOLID FUEL STOVE COLLECTION





“A bright fire glowed in
the stove and the cat lay
stretched before it with
sleepy eyes”


Edith Wharton

CHESNEY'S

Contents

A lifestyle choice	4
Five reasons to buy a Chesney's stove	7
Belgravia	8
Alpine	12
Milan	16
Apollo	20
Salisbury	24
Beaumont	30
Shipton	36
Shoreditch	38
How to get the best out of your stove	43
Technical details	44
Colour palette	47

The Beaumont 6 kilowatt stove in ivory paint finish is shown with the Burlington limestone surround from Chesney's collection of hand carved fire surrounds.



An introduction to
Chesney's Solid Fuel Stove Collection


Over the past quarter of a century Chesney's has created a range of hand carved fire surrounds that are widely recognised as the finest in the world. This reputation has been achieved by a rigorous and uncompromising commitment to the finest craftsmanship and integrity of design.

Now, following an exhaustive programme of research and development, Chesney's is manufacturing a unique range of wood burning stoves that employ the very latest technology to deliver outstanding levels of efficiency with minimal emissions.

But a stove should be more than an efficient heating appliance. It should be a significant element in the design of a room and its main focus when lit. Chesney's has produced a range of stoves that incorporate traditional, retro and contemporary styles and which display a design aesthetic and degree of sophistication that is entirely unique in the world of stoves.

A lifestyle choice

A wood burning stove will allow you to heat your home using a genuinely renewable and natural fuel in the most efficient way possible to provide maximum heat with the minimum of emissions.



Environmentally friendly

The burning of wood makes sound environmental sense whereas fossil fuel energy reserves such as oil, gas and coal are finite and their use causes climate change. A healthy tree produces oxygen by absorbing carbon dioxide from the air.

During the combustion process, the wood will produce the same amount of carbon dioxide as it absorbed during its growth, meaning that the process is wholly carbon neutral. Burning wood will also produce no more carbon dioxide than would be released by a tree that is left to decay naturally.

Effective source of heat

An open fire loses a substantial proportion of the heat that it generates through the chimney and pulls large volumes of air out of the room. When an open fire isn't in use it continues to draw air up the chimney draining warmth from the home and creating draughts.

By contrast a stove is capable of achieving an efficiency rating of up to 85% when in use, eliminating the heat loss that results from an open fireplace and when not in use, it will prevent heat from escaping up the chimney.

Economical and beautiful

Traditional energy sources can no longer be relied on to provide a stable and fairly priced supply. Using a wood stove to heat a room offers the opportunity to exercise some degree of independence from the large utilities and to benefit from a heat source that can be far more economical.

Heating your home with a stove will provide warmth that no other energy source can equal. The flame patterns that a stove will create are captivating, constantly changing and will bring a welcoming and heart warming presence to any room.

Responsible woodland management, including coppicing for fuel, can protect and preserve our woodlands.





Cast iron components found in Chesney's stoves are produced at one of the UK's oldest foundries.

Five reasons to buy a Chesney's stove

When we decided to produce a range of stoves we asked our engineers and designers to create a stove that would be the best – totally dependable, ultra efficient, environmentally friendly, easy to use and great to look at. And that's exactly what they've done.



Reliable

Our stoves are designed to last. Using only the very best materials, including cast iron components produced in British foundries and the toughest ceramic glass, our stoves will provide a safe and dependable source of heat for years to come. Our confidence in the product is reflected in the five year guarantee we offer for the bodies of our stoves and the one year guarantee we offer for all non-consumable body parts.

Efficient

Our sophisticated manufacturing process uses state-of-the-art robotic welding techniques which ensure that every stove is tightly sealed. This means that the air supply to the stove can be easily controlled, reducing for a slow burn or opening up for an intense, roaring fire. Our stoves also provide heat by both radiant and

convection methods and incorporate the latest clean-burn and air-wash technology, delivering maximum warmth and underpinning the outstanding efficiency rating that they have demonstrated in independent testing.

Clean

The clean-burn and air-wash technology which our stoves use means that the polluting by-products emitted by the initial burning are re-ignited and burnt again in the stove. This double combustion substantially reduces emissions and contributes to a cleaner, healthier environment. All of our stoves (except the 12kW Salisbury model) are DEFRA approved for use in smoke control areas. This means that a Chesney's stove can be safely and legally used to burn logs in all major cities and towns throughout the UK.

Easy to use

One of the most important challenges facing our engineers was to design a stove that was genuinely easy to use. In addition to a simple fuel selector, a Chesney's stove is operated by means of a single air control lever. With its smooth operation, this lever allows easily controlled temperature adjustment from a gentle flame to an intense burn.

Attractive

Stoves have for too long just been viewed as utilitarian heating appliances with little emphasis on their appearance. Our collection of stoves is beautifully designed to include both traditional and contemporary styles to suit a wide range of interiors.





The Belgravia

The Belgravia displays the strong architectural styling that characterises every stove in the Chesney's range. Its classical plinth, corncicing and dome shaped viewing glass combine to create an elegant stove of handsome proportions.

It is available as a six or eight kilowatt multi-fuel stove and a four kilowatt wood burning stove.

The Belgravia
8 kilowatt stove
is shown in black
anthracite paint
finish.

DETAILS

Full specifications
Pages 44–46



The refined and understated appearance of the Belgravia allows it to sit comfortably within the most elegant of period rooms or to be used as a signature piece within a contemporary setting.



Belgravia 8 Black anthracite



Belgravia 6 Sage green

The Belgravia 6 kilowatt stove is shown in sage green paint finish and the Burlington limestone surround from Chesney's collection of hand carved fire surrounds.

DETAILS

Full specifications
Pages 44-46



Belgravia 4 Ivory



Alpine

Chesney's

The Alpine

The Alpine stove with its imaginative retro styling is quite unique. Its nickel plated ornamentation and rounded lines combine to create a stove that is visually stunning.

The Alpine is available as a six kilowatt multi-fuel stove and a four kilowatt wood burning stove.

The Alpine
6 kilowatt stove
finished in atlantic
blue paint is
shown with
the Devonshire
limestone surround
from Chesney's
collection of
hand carved
fire surrounds.

DETAILS

Full specifications
Pages 44–46



The design of the Alpine stove lends itself to a variety of eye-catching finishes and the six kilowatt stove is shown here in black anthracite which provides a perfect contrast to the satin brushed nickel door furniture and grille.



Alpine 6 Black anthracite



Alpine 4 Atlantic blue

The Alpine 6 kilowatt stove in black anthracite perfectly suits a more contemporary interior. Shown with the limestone Clandon Bolection surround from Chesney's collection of hand carved fire surrounds.

DETAILS

Full specifications
Pages 44-46





The Milan
6 kilowatt stove
is shown in silver
paint finish.

DETAILS

Full specifications
Pages 42-44



The Milan

The Milan is the ideal choice of stove for a contemporary setting. Its sleek cylindrical lines allow it to stand within a room and provide an attractive and highly effective source of heat.

It is available as a six kilowatt multi-fuel stove and a four kilowatt wood burning stove.



Milan 6 Silver



Milan 4 Silver

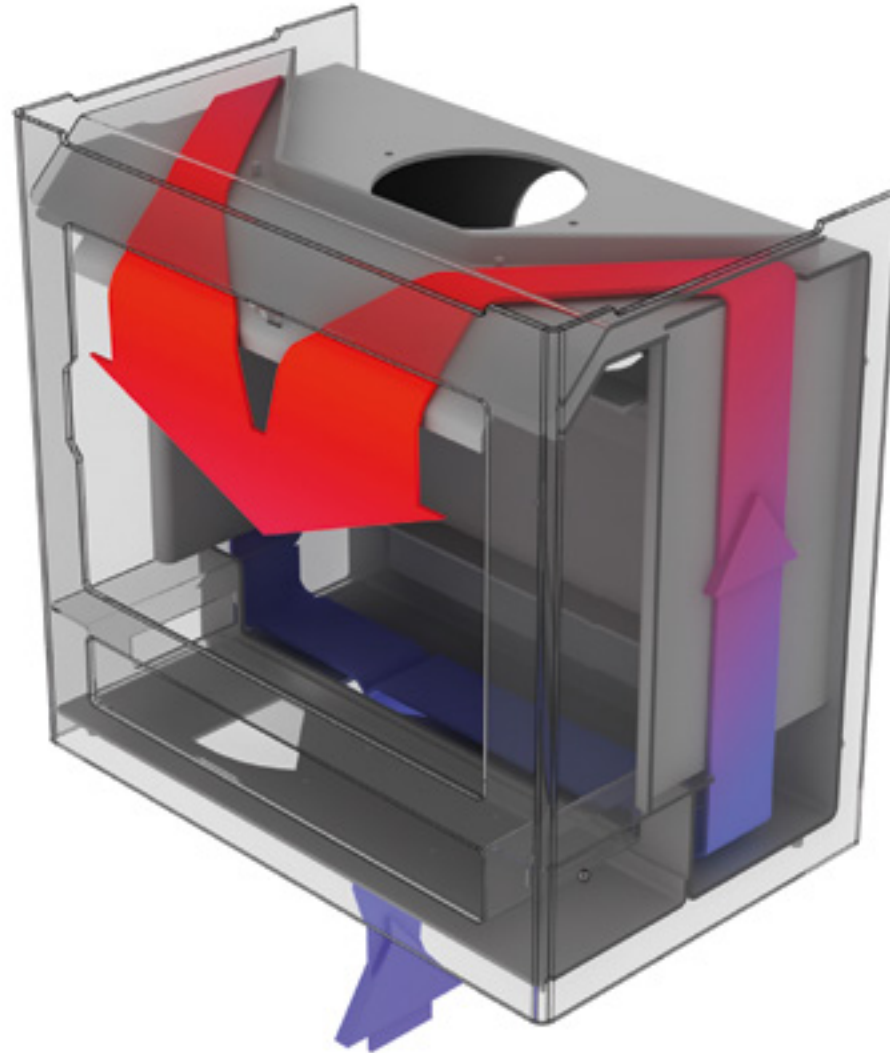
The Milan 4 Passive Stove

patent pending

Chesney's are proud to announce the launch of the ground breaking Milan 4 Passive stove. The Milan 4 Passive incorporates all the usual features that have come to be associated with a Chesney's stove, offering an efficiency rating of 80%, smoke exempt status and outstanding build and design quality. Additionally, the Milan can be installed in unusually close proximity to combustible material enabling its use in situations where other stoves cannot be used.

The performance, efficiency and versatility that the Milan 4 Passive stove offers is further enhanced by an entirely unique feature. The growing requirement for efficient energy conservation in new house building is well documented and in response to this both house builders and buyers are exploring the air tight option. Building regulations now prescribe that new build houses must achieve air permeability of no more than 5 cubic metres. The Milan 4 Passive makes a unique contribution to this process as it is the only stove independently tested that can be safely installed in an air tight environment.

Using a dedicated external air supply to the stove, fresh air is automatically introduced to create a curtain of air that seals the stove chamber when the door is opened for re-fuelling. In independent tests the stove door remained open for up to three minutes and during this period emissions of only 2 parts per million of carbon monoxide were recorded. By contrast when re-fuelling of a conventional stove takes place carbon monoxide emissions into the room are completely unchecked.



Fresh air is introduced from a dedicated external air supply and automatically drawn into the stove when the door is opened effectively sealing the chamber during re-fuelling.



Milan 4 Passive Silver





The Apollo

The Apollo inset stove provides a stylish and versatile alternative to a free-standing stove. Its minimalist styling means that it will suit a wide range of interiors.

It is available as an eight kilowatt multi-fuel stove and a four kilowatt wood burning stove.

The Apollo 4 kilowatt stove is shown with a bespoke sized Metro limestone surround from Chesney's collection of hand carved fire surrounds.

DETAILS

Full specifications
Pages 44–46

The eight kilowatt Apollo stove offers a landscape view of a live fire and its proportions make it the ideal choice where an inset stove is the focal point of a room in the absence of a traditional fireplace arrangement.



Apollo 8 Silver



Apollo 4 Silver

The Apollo 8 kilowatt stove in silver paint finish with a limestone frame.

DETAILS
Full specifications
Pages 44–46





The Salisbury

The Salisbury is very much in the style of a traditional wood burning stove. The reliability and efficiency of the stove are reflected in its robust and uncluttered appearance. As with all stoves in the Chesney's collection, it has a solid cast iron door housing a large glass window that allows the fire to be enjoyed in all its warmth and beauty.

It is available as a six or eight kilowatt multi-fuel stove and a four, five, ten or twelve kilowatt wood burning stove.

The Salisbury
8 kilowatt stove
in black anthracite
paint finish sits
comfortably within
a traditional brick
fire chamber.

DETAILS

Full specifications
Pages 44–46



With its simple good looks, the Salisbury stove will sit comfortably in a wide range of interiors. It can also be very successfully combined with an attractive stone fire surround as in the facing image.



Salisbury 4 Black anthracite



Salisbury 5 Black anthracite



Salisbury 5 LS Black anthracite



Salisbury 6 Black anthracite



Salisbury 8 Black anthracite

The Salisbury 5 kilowatt stove in black anthracite paint finish is shown with the Devonshire limestone surround from Chesney's collection of hand carved fire surrounds.

DETAILS
Full specifications
Pages 44-46





The Salisbury 12
kilowatt stove in black
anthracite paint finish.

DETAILS

Full specifications
Pages 44-46



The Salisbury is now also available as a 10 kilowatt double sided wood burning stove and a 12 kilowatt wood burning stove, for larger rooms that require an increased heat output.



Salisbury 10 Double Sided Black anthracite



Salisbury 12 Black anthracite

The Beaumont

With its elegant and refined appearance, the Beaumont is a stove that will look at home in the most sophisticated of interiors. Its design includes swept cabriole legs and a corniced top section, uniquely classical features that are not to be found in other stoves.

The Beaumont is available as a six or eight kilowatt multi-fuel stove and a four or five kilowatt wood burning stove.

The Beaumont 8 kilowatt stove in black anthracite paint finish is shown with the Langley white marble surround from Chesney's collection of hand carved fire surrounds.

DETAILS

Full specifications
Pages 44–46





With its classical detailing and handsome appearance, the Beaumont is an elegant addition to the decorative scheme of any room.



Beaumont 8 Black anthracite



Beaumont 6 Sage green



Beaumont 5 Black anthracite



Beaumont 4 Black anthracite

The Beaumont 8 kilowatt stove is shown in an ivory paint finish that complements its refined appearance.

DETAILS
Full specifications
Pages 44–46





The Beaumont is now available as a 5 kilowatt model that provides a particularly good view of the fire through its landscape proportioned glass window.



The Beaumont
5 kilowatt stove in
black anthracite
finish is shown with
the La Rochelle
marble surround
from Chesney's
collection of hand
carved
fire surrounds.

DETAILS

Full specifications
Pages 44–46



The Shipton

The Shipton displays the attention to detail that characterizes the design of every Chesney's stove. The corniced top section and robust plinth sit in perfect proportion with the main body of the stove, which features Chesney's trademark large viewing window.

The Shipton is available as both a six and eight kilowatt multi-fuel stove.



Shipton 6 Sage green



Shipton 8 Black anthracite

The Shipton 8 kilowatt stove in black anthracite paint finish is shown with the Clandon Bolection limestone surround from Chesney's collection of hand carved fire surrounds.

DETAILS

Full specifications
Pages 44–46




The Shoreditch

The Shoreditch is one of the most versatile stoves in the Chesney's range. Its simple clean lines allow it to sit comfortably in a wide range of interiors and make it the ideal interior for a fire surround of contemporary architectural style. It is also available with an integral log store.

It is available as a six or eight kilowatt multi-fuel stove and a four or five kilowatt wood burning stove.

The Shoreditch 8 kilowatt stove is shown with the Kent limestone surround from Chesney's collection of hand carved fire surrounds.

DETAILS
Full specifications
Pages 44–46





With its modern linear design this stove will sit comfortably in a wide range of modern interiors. Installed either as a free-standing unit or within a fire chamber, the Shoreditch provides an attractive and heat efficient focal point to a room.



Shoreditch 8 Silver



Shoreditch 6 Silver



Shoreditch 5 Silver



Shoreditch 6 XLS Silver



Shoreditch 6 LS Silver



Shoreditch 4 Silver

The versatile Shoreditch 8 kilowatt stove can be positioned in an existing alcove or in a suitable area within the room.

DETAILS
Full specifications
Pages 44-46

Shoreditch 8, Shoreditch 5 and Shoreditch 4 are also available with XLS and LS log stores (not illustrated)







The timber that you use
for your stove should only
come from woodlands that
are managed sustainably.

How to get the best out of your stove

Using and maintaining your stove in the correct way will contribute to its efficiency and longevity and maximise the beneficial effect that its use will have on the environment.



Chimney draught

A good chimney draught is essential if you are to obtain the optimum performance from your stove.

There are many variable factors that affect the performance of a chimney and your local Chesney's stockist will be able to advise you on the suitability of your chimney for use with a stove. If you do not have a chimney it is possible to have a prefabricated chimney system installed which is compatible with a multi-fuel stove. It is important that you have your chimney cleaned once a year by a NACS (National Association of Chimney Sweeps) registered sweep.

Fuel

It is essential that you burn seasoned dry firewood with a moisture content of less than 20%. Burning wet wood will adversely affect the performance of your stove, creating tar deposits in the chimney and causing the glass in the stove door to blacken. Use of

a moisture meter will allow you to check that the moisture content of any wood that you are intending to purchase is satisfactory.

If you are supplying your own firewood, it should be stored for at least a year after cutting and splitting to enable it to dry out. Storage should be in a dry well aired location. Hardwood will generally burn for longer than softwood and the latter will make better kindling as it lights easily. Sources of wood such as decking, fencing, demolition materials, painted or treated wood, driftwood or rubbish should under no circumstances be used as fuel for your stove. See The National Energy Foundation website (www.nef.org.uk/logpile) for a database of wood fuel suppliers.

We would strongly recommend that for environmental reasons wood is used as the fuel for your stove, but where coal is your choice of fuel please ensure that it is not petroleum based.

For advice on solid fuel contact an approved coal merchant or call the Solid Fuel Association advice line on 0845 601 4406 or visit their website at www.solidfuel.co.uk.

Maintenance

The door seals of the stove should be regularly checked to ensure that there is an airtight seal. If the sealing rope is not intact it will result in draughts entering the stove which affect its combustion efficiency. The fireproof bricks that line the stove should also be checked for signs that they may be starting to crumble. It is acceptable for cracking to be seen but not disintegration of the bricks as this will reduce the insulation in the firebox leading to low temperatures and inefficient combustion.

It is also important that the ashpan is not allowed to overflow as the hot ash can cause the grate of the stove to distort.

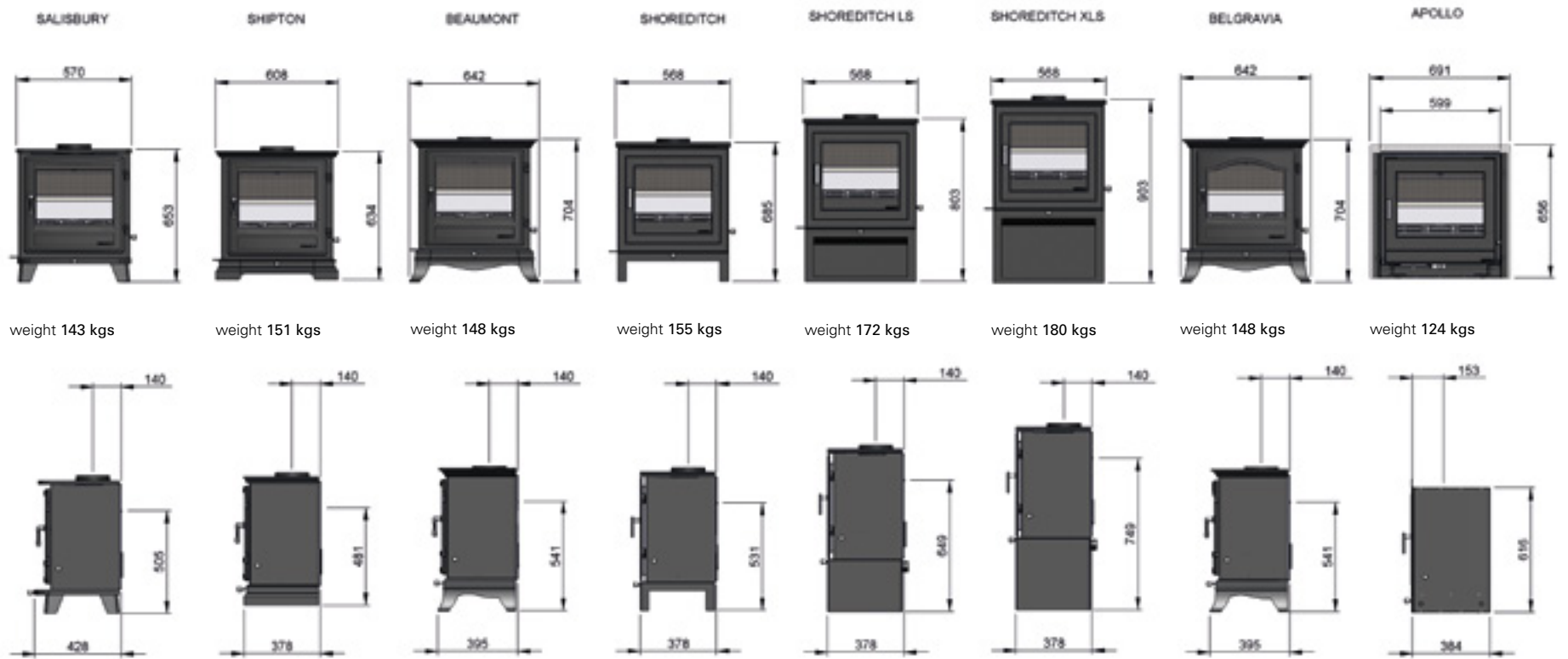
Provision of ventilation

All stoves require air for combustion. To comply with Building Regulations (Document J) any stove with a maximum heat output of over five kilowatts will require its own dedicated supply of air by means of an air vent.

Installation


Your stove and flue must be installed by a HETAS approved installer. HETAS is the governing body for the installation of wood burning and solid fuel appliances and its approved installers have all completed the training course necessary to obtain accreditation.

8 SERIES



Approved to EN: 13240 and smoke control exempt

6 SERIES



Approved to EN: 13240 and smoke control exempt

APPROXIMATE OVERALL DIMENSIONS SHOWN

12 SERIES

**10 SERIES
DOUBLE SIDED**

5 SERIES



weight 171 kgs



weight 150 kgs



weight 79 kgs



weight 94 kgs



weight 80 kgs



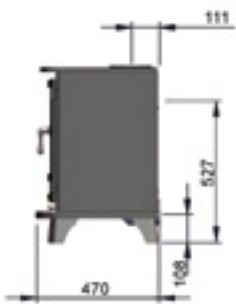
weight 82 kgs



weight 94 kgs




weight 110 kgs



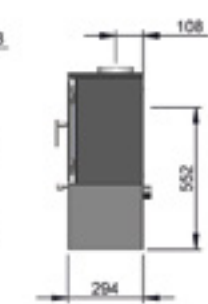
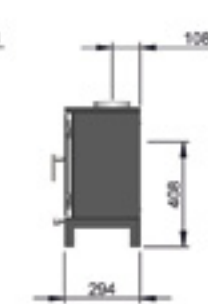
Approved to EN: 13240



Approved to EN: 13240
and smoke control exempt



Approved to EN: 13240 and smoke control exempt



4 SERIES



weight 72 kgs



weight 73 kgs



weight 78 kgs



weight 88 kgs



weight 104 kgs



weight 74 kgs



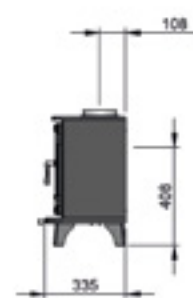
weight 73 kgs



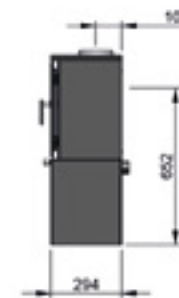
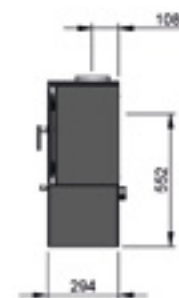
weight 78 kgs



weight 69 kgs



Approved to EN: 13240 and smoke control exempt



APPROXIMATE OVERALL DIMENSIONS SHOWN

SPECIFICATIONS

	NOMINAL OUTPUT	BTU	HEAT OUTPUT RANGE	MAXIMUM LOG LENGTH	FLUE OUTPUT TOP OR REAR	NET EFFICIENCY	REFUEL PERIOD (MIN)		CLEARANCE TO COMBUSTIBLES		GLASS SIZE
							WOOD	SMOKELESS	WOOD	SMOKELESS	
SALISBURY 12 SERIES	10.8 kW to room	36851.134	8.8 – 12.8 kW	445mm (17 ¹ / ₂ ")	150mm (6") diameter	74.5%	45	-	Sides Rear	350mm (13 ³ / ₄ ") 500mm (19 ³ / ₄ ")	484mm (19") W 286mm (11 ¹ / ₄ ") H
SALISBURY 10 SERIES DOUBLE SIDED	10 kW to room (5kW each side)	34121.420	8 – 12 kW	355mm (14")	150mm (6") diameter	76.4%	50	-	Sides Rear	350mm (13 ³ / ₄ ") N/A	380mm (15") W 270mm (10 ⁵ / ₈ ") H
8 SERIES	8 kW to room	27315.407	6 – 10.5 kW	355mm (14")	150mm (6") diameter	78.7%	60	120	Sides Rear	600mm (23 ⁵ / ₈ ") 650mm (25 ⁵ / ₈ ")	380mm (15") W 275mm (10 ⁷ / ₈ ") H
APOLLO 8 SERIES	8 kW to room	34827.144	6 – 10.5 kW	355mm (14")	150mm (6") diameter	80%	45	60	Sides Rear	100mm (4") N/A	430mm (17") W 315mm (12 ³ / ₈ ") H
6 SERIES	7 kW to room	23900.981	5 – 9 kW	280mm (11")	150mm (6") diameter	84.6%	50	150	Sides Rear	650mm (25 ⁵ / ₈ ") 500mm (19 ³ / ₄ ")	260mm (10 ¹ / ₄ ") W 270mm (10 ⁵ / ₈ ") H
ALPINE 6 SERIES	7 kW to room	21169.440	5 – 9 kW	280mm (11")	150mm (6") diameter	80%	45	150	Sides Rear	350mm (13 ³ / ₄ ") 450mm (17 ³ / ₄ ")	260mm (10 ¹ / ₄ ") W 305mm (12") H
MILAN 6 SERIES	7 kW to room	21169.440	5 – 9 kW	280mm (11")	150mm (6") diameter	80.6%	60	60	Sides Rear	200mm (7 ⁷ / ₈ ") 45mm (1 ³ / ₄ ")	340mm (13 ³ / ₈ ") W 346mm (13 ⁵ / ₈ ") H
5 SERIES	4.9 kW to room	16730.687	4 – 6 kW	305mm (12")	127mm (5") diameter	84.5%	50	-	Sides Rear	320mm (12 ⁵ / ₈ ") 380mm (15")	313mm (12 ³ / ₈ ") W 232mm (9 ¹ / ₈ ") H
4 SERIES	4.6 kW to room	15706.359	3 – 6 kW	255mm (10")	127mm (5") diameter	83.9%	45	-	Sides Rear	350mm (13 ³ / ₄ ") 400mm (15 ³ / ₄ ")	232mm (9 ¹ / ₈ ") W 232mm (9 ¹ / ₈ ") H
ALPINE 4 SERIES	4.6 kW to room	15706.359	3 – 6 kW	255mm (10")	127mm (5") diameter	80%	45	-	Sides Rear	100mm (4") 150mm (6")	232mm (9 ¹ / ₈ ") W 252mm (9 ⁷ / ₈ ") H
MILAN 4 SERIES	4.6 kW to room	15706.359	3 – 6 kW	255mm (10")	127mm (5") diameter	80%	60	-	Sides Rear	125mm (5") 45mm (1 ³ / ₄ ")	302mm (11 ⁷ / ₈ ") W 320mm (12 ⁵ / ₈ ") H
APOLLO 4 SERIES	4.5 kW to room	15706.359	3 – 6 kW	255mm (10")	127mm (5") diameter	82%	60	-	Sides Rear	100mm (4") N/A	270mm (10 ⁵ / ₈ ") W 290mm (11 ³ / ₈ ") H


No combustible material to be installed above the appliance.

Colour palette

We believe that a stove doesn't have to be black. Our range of colours will allow you the flexibility to select a colour for your stove that will suit the decorative scheme in your home.




Sage green




Atlantic blue




Terracotta



Black anthracite



Silver




Ivory

PLEASE NOTE The colour chart above is intended as a guide only

Notes

A number of the stoves in this brochure have been installed with hand carved chimneypieces from Chesney's range of period and contemporary stone and marble fire surrounds. This is widely acknowledged as the leading collection of its kind in the world, and also includes a wide selection of fire baskets, fire dogs, andirons, fire tools and register grates. Separate full colour brochures are available illustrating these ranges.



Acknowledgements

Ebury Trading 020 7881 0881

Chair, page 23

Element 7 020 7736 2366

Wood flooring, page 34

Gallery 25 020 7730 7516

Chair, page 33

Luke Irwin 020 7730 6070

Rugs, pages 31 & 39

Ochre 020 7096 7372

Mirrors, pages 37 & 38. Table, page 37

The Odd Chair Company 01772 691777

Morris chair, page 25

Ralph Lauren Home 020 3450 7750

Chair, page 38. Server, page 30

Veedon Fleece 01483 575758

Rugs, page 10

Brochure design CONRAN DESIGN GROUP

© Chesney's MMXIV July 2014

Chesney's pursues a policy of continuing improvement in design and performance of its products. The right is therefore reserved to vary specifications without notice.



Showrooms

London

194-200 Battersea Park Road,
London SW11 4ND
Telephone 020 7627 1410
Fax 020 7622 1078

734-736 Holloway Road,
London N19 3JF
Telephone 020 7561 8280
Fax 020 7622 1078

Email: sales@chesneys.co.uk

Architectural Showroom:
521-525 Battersea Park Road,
London SW11 3BN
Telephone 020 7978 7224
Email: architecturalservices@chesneys.co.uk

For details of UK nationwide stockists:
Telephone 0844 880 5375
Fax 0844 376 0046
Email: dealerenquiries@chesneys.co.uk

www.chesneys.co.uk

New York

Suite 1119, 11th Floor,
D&D Building, 979 Third Avenue,
New York NY 10022
Telephone 001 646 840 0609
Fax 001 646 840 0602
Email: newyorksales@chesneys-usa.com

For details of US nationwide stockists:
001 404 948 1111

www.chesneys.com

CHESNEY'S

Solid Fuel Stove Collection 2014 vol. 4 - Price List

LONDON • NEW YORK

CHESNEY'S

TRADITIONAL COLLECTION	£	CONTEMPORARY COLLECTION	£
4kW		4kW	
The Salisbury <i>in black</i>	730.00	The Shoreditch <i>in black</i>	815.00
Optional Colours		The Shoreditch LS <i>in black</i>	1065.00
<i>Atlantic, sage, terracotta, ivory & silver</i>	60.00	The Shoreditch XLS <i>in black</i>	1095.00
		Optional Colours	
		<i>Atlantic, sage, terracotta, ivory & silver</i>	60.00
5kW		5kW	
The Salisbury <i>in black</i>	900.00	The Shoreditch <i>in black</i>	995.00
The Salisbury LS <i>in black</i>	1175.00	The Shoreditch LS <i>in black</i>	1200.00
Optional Colours		The Shoreditch XLS <i>in black</i>	1250.00
<i>Atlantic, sage, terracotta, ivory & silver</i>	60.00	Optional Colours	
		<i>Atlantic, sage, terracotta, ivory & silver</i>	60.00
6kW		6kW	
The Salisbury <i>in black</i>	1175.00	The Shoreditch <i>in black</i>	1475.00
Optional Colours		The Shoreditch LS <i>in black</i>	1675.00
<i>Atlantic, sage, terracotta, ivory & silver</i>	60.00	The Shoreditch XLS <i>in black</i>	1695.00
		Optional Colours	
		<i>Atlantic, sage, terracotta, ivory & silver</i>	60.00
8kW		8kW	
The Salisbury <i>in black</i>	1275.00	The Shoreditch <i>in black</i>	1575.00
Optional Colours		The Shoreditch LS <i>in black</i>	1775.00
<i>Atlantic, sage, terracotta, ivory & silver</i>	60.00	The Shoreditch XLS <i>in black</i>	1795.00
		Optional Colours	
		<i>Atlantic, sage, terracotta, ivory & silver</i>	60.00
10kW Double Sided		4kW	
The Salisbury <i>in black</i>	1600.00	The Alpine <i>in black</i>	1125.00
Optional Colours		Optional Colours	
<i>Atlantic, sage, terracotta, ivory & silver</i>	60.00	<i>Atlantic, sage, terracotta, ivory & silver</i>	60.00
		6kW	
12kW		The Alpine <i>in black</i>	1475.00
The Salisbury <i>in black</i>	1600.00	Optional Colours	
Optional Colours		<i>Atlantic, sage, terracotta, ivory & silver</i>	60.00
<i>Atlantic, sage, terracotta & silver</i>	60.00		
		4kW	
CLASSIC COLLECTION		The Apollo <i>in black</i>	1250.00
4kW		Optional Colours	
The Beaumont <i>in black</i>	895.00	<i>Atlantic, sage, terracotta, ivory & silver</i>	60.00
The Belgravia <i>in black</i>	895.00		
Optional Colours		8kW	
<i>Atlantic, sage, terracotta, ivory & silver</i>	60.00	The Apollo <i>in black</i>	1475.00
		Optional Colours	
5kW		<i>Atlantic, sage, terracotta, ivory & silver</i>	60.00
The Beaumont <i>in black</i>	1075.00		
Optional Colours		6kW	
<i>Atlantic, sage, terracotta, ivory & silver</i>	60.00	The Beaumont <i>in black</i>	1375.00
		The Belgravia <i>in black</i>	1375.00
6kW		The Shipton <i>in black</i>	1375.00
The Beaumont <i>in black</i>	1375.00	Optional Colours	
The Belgravia <i>in black</i>	1375.00	<i>Atlantic, sage, terracotta, ivory & silver</i>	60.00
The Shipton <i>in black</i>	1375.00		
Optional Colours		4kW	
<i>Atlantic, sage, terracotta, ivory & silver</i>	60.00	The Milan <i>in black</i>	1125.00
		The Milan Passive <i>in black</i>	1600.00
8kW		Optional Colours	
The Beaumont <i>in black</i>	1475.00	<i>Atlantic, sage, terracotta & silver</i>	60.00
The Belgravia <i>in black</i>	1475.00		
The Shipton <i>in black</i>	1475.00	6kW	
Optional Colours		The Milan <i>in black</i>	1350.00
<i>Atlantic, sage, terracotta, ivory & silver</i>	60.00	Optional Colours	
		<i>Atlantic, sage, terracotta & silver</i>	60.00

ALL PRICES ARE EXCLUSIVE OF VAT, DELIVERY AND INSTALLATION.
 INSTALLATION PRICES ARE SUBJECT TO SITE VISIT
 SEE BROCHURE FOR DETAIL OF SIZES

Solid Fuel Stove Collection 2014 vol. 4 - Spares & Accessories Price List

4kW Spares:**Salisbury, Beaumont, Belgravia,
Milan, Alpine & Shoreditch**

Primary Baffle Plate	42.00
Side Brick Panel <i>(each)</i>	26.00
Rear Brick Panel	28.50
Floor Brick Panel	22.00
Top Brick Panel	30.00
Door Glass	<i>from</i> 32.00
Door Rope Seal	<i>from</i> 12.50
Glass Seal	<i>from</i> 4.00
Door Glass (Alpine)	35.00
Door Glass (Milan)	145.00

5kW Spares:**Salisbury, Beaumont & Shoreditch**

Primary Baffle Plate	42.00
Side Brick Panel <i>(each)</i>	26.00
Rear Brick Panel	32.00
Floor Brick Panel	22.00
Top Brick Panel	30.00
Door Glass	<i>from</i> 35.00
Door Rope Seal	<i>from</i> 13.50
Glass Seal	<i>from</i> 4.00

6kW Spares:**Salisbury, Beaumont, Belgravia,
Shipton, Milan, Alpine & Shoreditch**

Primary Baffle Plate	45.00
Side Brick Panel <i>(each)</i>	26.00
Front Side Brick Panel <i>(each)</i>	19.50
Rear Brick Panel	22.00
Door Glass	<i>from</i> 33.00
Door Rope Seal	<i>from</i> 14.50
Glass Seal	<i>from</i> 4.00
Door Glass (Alpine)	40.00
Door Glass (Milan)	180.00

8kW Spares:**Salisbury, Beaumont, Belgravia,
Shipton & Shoreditch**

Primary Baffle Plate	48.00
Side Brick Panel <i>(each)</i>	<i>from</i> 26.00
Front Side Brick Panel <i>(each)</i>	8.00
Rear Brick Panel	28.00
Door Glass	<i>from</i> 35.00
Door Rope Seal	<i>from</i> 14.50
Glass Seal	<i>from</i> 4.00

ACCESSORIES

Cast Iron Reeded Panels	560.00
Log Store Stand	<i>from</i> 205.00
Stove Accessories Pack	39.95
Leather Stove Gloves (pair)	14.95
Poker (3 piece)	9.95
Paint <i>black, ivory, silver, atlantic, sage & terracotta 400ml</i>	9.95
Direct Air Feed Kit	<i>from</i> 160.00
Coal Burning Grate <i>for 4kW & 5kW Stove</i>	150.00

HEARTHES, BACK HEARTHES & SLIPS

Bathstone Hearth	<i>from</i> 325.00
Bathstone Back Hearth	<i>from</i> 210.00
Bianco Avorio Hearth	<i>from</i> 275.00
Bianco Avorio Back Hearth	<i>from</i> 190.00
Black Granite Hearth	<i>from</i> 450.00
Black Granite Back Hearth	<i>from</i> 250.00
Black Slate Hearth	<i>from</i> 195.00
Black Slate Back Hearth	<i>from</i> 145.00
Limestone Hearth	<i>from</i> 295.00
Limestone Back Hearth	<i>from</i> 170.00
Free Standing Black Slate Hearth	275.00
Free Standing Limestone Hearth	350.00
Limestone Slips <i>Apollo 4/8KW</i>	275.00

FLUE PIPE & REGISTER PLATES

300mm <i>single skin stainless steel</i>	29.50
500mm <i>single skin stainless steel</i>	54.50
1000mm <i>single skin stainless steel</i>	74.50
Register Plate <i>standard</i>	<i>from</i> 88.00
Register Plate <i>with soot door</i>	<i>from</i> 160.00
6" Flexible liner <i>per meter</i>	30.00
Pot Hanger & Cowl <i>S/Steel or Terracotta</i>	170.00
Flue Adaptor Coupling 6"	140.00
Flue Adaptor Coupling <i>increase 5"-6"</i>	140.00
30° Bend <i>standard</i>	44.50
30° Bend <i>with soot door</i>	66.75
45° Bend <i>standard</i>	44.50
45° Bend <i>with soot door</i>	66.75
90° Bend <i>standard</i>	85.00

WOOD, KINDLING & FIRE LIGHTERS

Kiln Dried Hardwood Logs	6.95
Kiln Dried Hardwood Kindling	4.95
Natural Firelighters	3.95
Olive Wood Logs	8.95
Straw Logs	6.95
Kiln Dried Logs <i>80 bag pallet</i>	425.00
Kiln Dried Logs <i>50 bag pallet</i>	295.00
Kiln Dried Logs <i>1.6m³ loose fill (~48 bags)</i>	225.00
Kiln Dried Logs <i>1.2m³ loose fill (~36 bags)</i>	185.00

Please Note: All bulk pallets are delivered and prices include UK mainland charges.

Plus 5% 'domestic fuel' VAT

ALL PRICES ARE EXCLUSIVE OF VAT, DELIVERY AND INSTALLATION.
INSTALLATION PRICES ARE SUBJECT TO SITE VISIT
SEE BROCHURE FOR DETAIL OF SIZES